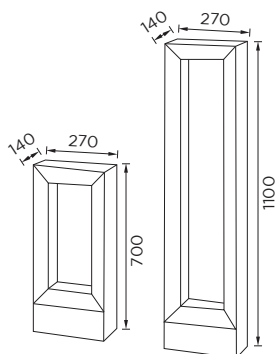

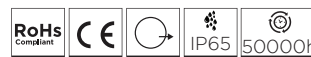


Art Number	Model
WL921016	100-240VAC 10W
WL921017	100-240VAC 15W



## Features

- LARRY bollard light adopt CREE led as a light source.
- Made of robust design die-cast aluminium alloy with cost-effective and durable LED technology.
- Good corrosion resistance fluorocarbon paint processing coating.
- Reflector made of pure anodized aluminium and clear tempered glass light transmission with high strength silicon rubber seal.
- The luminaire provides Radial light distribution which is suitable for the anti-glare illumination of the ground surface.
- It is giving the visually treat the illuminating in the gardens, driveways and footpath.
- IP65 fixture is suitable in outdoor, public and landscape lighting applications.

## Product Specification

LED Chip	CREE LED
Power	10W/ 15W
Input	100-240VAC
Output	1000lm/ 1500lm
CCT	2700K(27)/ 3000K(30)/ 4000K(40)/ 6000K(60)
LED Type	High Power

## Technical Data

Power Factor	>0.9
IP Rating	IP65
IK Rating	IK08
Housing	Die cast aluminum alloy
Finishing	Black(04), Grey(06)
Light Window	Clear tempered glass
Reflector	Anodized aluminum
Power Cable	H05RN-F 3x0.75 mm <sup>2</sup> / L=0.5m (high voltage)
Mounting	Mounting plate with luminaire inside two screw

## Photometric Data

CRI	80
Luminous Efficacy	100lm/W
Beam Angle	Radial 2 Side (R2)
Operating Temp.	-35°C-+55°

### Order Code Example

Artnumber	Finish	Beam Angle	Color Temp
WL981016	BL(04)	Radial(R)	3000K(30)
WL981016.04.R.30			