

Art Number	Model	
WL111203	40W	Fixed
WL111204	40W	Tiltable



Features

- Special designed ELENA series downlights adopts high performance CITIZEN LED as a light source
- Outstanding color rendition effect, meet the lighting demand of upscale places
- Use imported specular aluminum of vacuum electroplating, improving reflection efficiency 15% to achieve high efficient energy saving
- Die casting aluminum heat sink conducts the heat from the chip effectively, and ensure the lamp performance and long lifespan.
- TRIAC, 1-10V, DALI dimming available
- Reflector available in Black, ALuminum and Gold finish

Product Specification

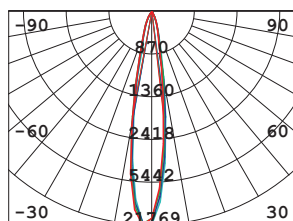
LED Chip	CITIZEN LED
Power	40W
Input	220-240VAC Remote Driver
Output	3400lm
CCT	2700K(27)/ 3000K(30)/ 4000K(40)/ 5000K(50)
LED Type	COB LED
Power Factor	PF>0.9

Technical Data

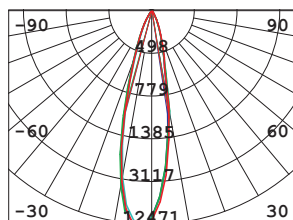
IP Rating	IP20
Housing	Die cast aluminum
Heat sink	Die cast aluminum
Finishing	White(02)/ Black(04)
Reflector	Electroplating aluminum
Power Cable	H05RN-F 3x0.75 mm ² / L=0.5m
Mounting Sleeve	Stainless steel spring
Cutout	Ø170mm

Photometric Light Distribution

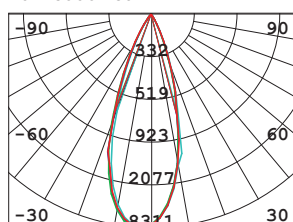
40W 3000K 15°



40W 3000K 24°



40W 3000K 36°



Photometric Data

CRI	90
Luminous Efficacy	85lm/W
Beam Angle	15°(15)/ 24°(24)/ 30°(30)/ 36°(36)/ 45°(45)
Operating Temp.	-20°C~+45°

Order Code Example

Artnumber	Finish	Beam Angle	Color Temp
WL111174	WH(02)	90°(90)	3000K(30)
WL111174.02.90.30			