

Art Number	Model
WL221047	30W 100-240VAC
WL221048	40W 100-240VAC



## Features

- OLEVE series luminaires adopts high lumen COB led with PMMA lens helps to get uniform lighting output.
- Body made with AL6063 aluminum with excellent heat dissipation.
- Special designed lens gives anti glare effect and creates a comfortable visual experience.
- Available in different watts and different beam angles

## Product Specification

LED Chip	COB LED
Power	30W/ 40W
Input	220-240VAC inbuilt driver
Output	[3050lm(2.7K)/ 3200lm(4K)/ 3360lm(5K) 30W] [4200lm(2.7K)/ 4410lm(4K)/ 4630lm(5K) 40W]
CCT	2700K(27)/ 4000K(40)/ 5000K(50)
LED Qty	1 COB LED
Driver	Philips/ Tridonic

## Technical Data

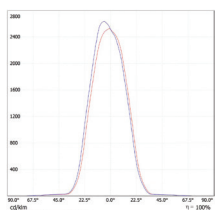
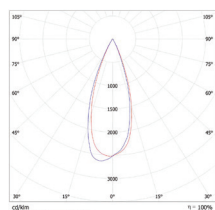
IP Rating	IP20
Housing	AL6063 aluminum
Front Cover	Clear tempered glass
Diffuser	PMMA Lens
Finishing	WH(02)/ BK(04)
Power Cable	H05RN-F 3x0.75mm <sup>2</sup> / L=0.5m
Power factor	PF>0.9
Tilt/Rotate	90°/350°
Weight	1.15Kg
Package	12pcs/CTN

## Photometric Data

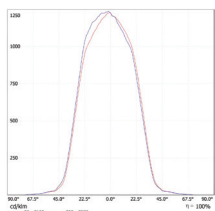
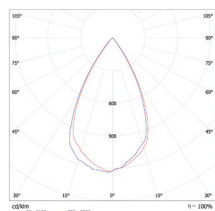
CRI	90
Luminous Efficacy	93-101lm/W
Beam Angle	24°(24)/30°(30)/ 36°(36)/ 45°(45)/ 60°(60)
Operating Temp.	-20°C-+50°

## Order Code Example

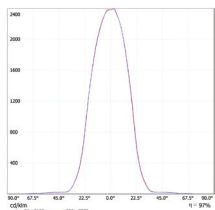
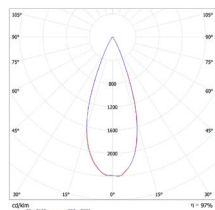
Artnumber	Finish	Beam Angle	Color Temp
WL221049	PAW(02)	60°(60)	2700K(27)
WL221049.02.60.27			



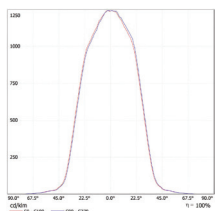
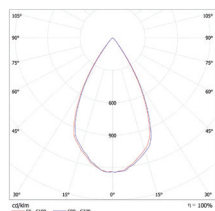
30W 3000K 36°



30W 3000K 60°



40W 3000K 36°



40W 3000K 60°