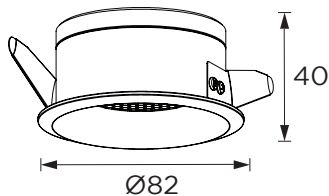


Art Number	Model
WL111291	12W 220-240VAC

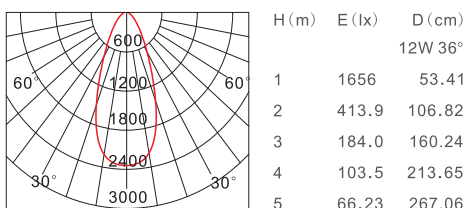
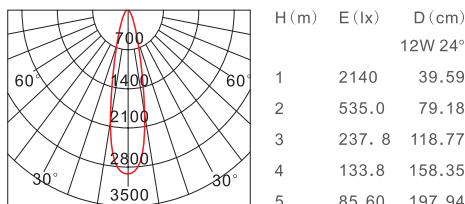


Features

- LAURA series downlights adopts CREE LED as a light source
- Lamp body made with quality aluminum in powder-coated treatment
- Multiple reflecting angles of anti-dazzle reflector with UGR <19
- Excellent heat sink capability for long living
- Lifespan is up to 50,000 hrs
- Easy to install, use stainless steel spring, safe and durable
- 0-10V, Dali, Triac dimmable

Product Specification

LED Chip	CREE LED
Power	12W
Input	220-240VAC Remote Driver
Lumen	1000lm(2.7K-3K)/ 1050lm(4K)/ 1102lm(5K)
CCT	2700K(27)/ 3000K(30)/ 4000K(40)/ 5000K(50)
LED Type	COB LED
Power Factor	PF>0.5
Class	Class II



Technical Data

IP Rating	IP20
Housing	Die cast aluminum
Heat Sink	Die cast aluminum
Finishing	White(02)/ Black(04)
Power Cable	H05RN-F 3x0.75 mm ² / L=0.5m
Mounting Sleeve	Stainless steel
Reflector	UGR <19
Cutout	Ø75mm

Photometric Data

CRI	90
Luminous Efficacy	83m/W
Beam Angle	15°(15)/ 24°(24)/ 36°(36)
Operating Temp.	-20°C-+45°

Order Code Example

Artnumber	Finish	Beam Angle	Color Temp
WL111276	WH(02)	36°(36)	3000K(30)
WL111276.02.36.30			