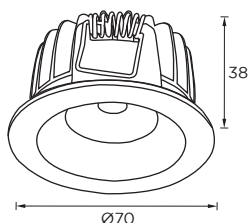


Art Number	Model
WL111010	7W IP65



Features

- Die cast aluminum body with high quality of powder coating
- Special designed die cast aluminum hear sink to dissipate the heat
- Good quality COB led technology with lens to help to protect from the glare and accurate the beam angle
- Stainless steel spring for easy ceiling installation
- Available fixed and tilt able model with 7W and 10W
- IP65 grade fixed model can use in various application where need the high protection from water, dust and steam.
- Dimming with Triac, Dali and 0-10V

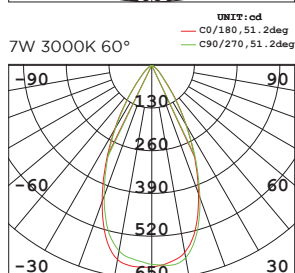
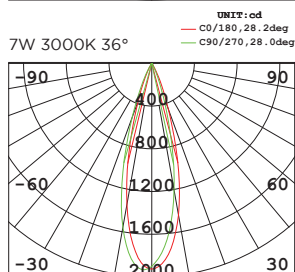
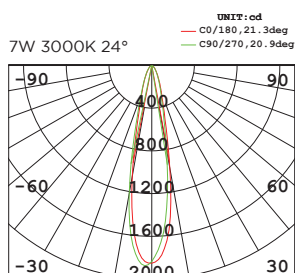
Product Specification

LED Chip	CREE LED
Power	7W
Input	100-240VAC Remote Driver
Output	595lm
CCT	2700K(27)/ 3000K(30)/ 4000K(40)/ 6000K(60)
LED Qty	COB LED

Technical Data

IP Rating	IP65
Housing/ Front Cover	Die cast aluminum
Finishing	White with sand(02)/ Black with sand(04)
Diffuser	Lens
Power Cable	H05RN-F 2x0.75 mm ² / L=0.5m (low voltage)
Mounting Sleeve	Stainless steel spring
Cutout	Ø60mm
Weight	0.2Kg
Package	30pcs/CTN

Photometric Light Distribution



Photometric Data

CRI	80
Luminous Efficacy	85lm/W
Beam Angle	24°(24)/ 36°(36)/ 60°(60)
Operating Temp.	-20°C-+50°

Order Code Example

Artnumber	Finish	Beam Angle	Color Temp
WL111010	PAW(02)	50°(50)	3000K(30)
WL111010.02.50.30			