

Art Number

WMR-12030-XX-36-120/54



Model

36W



Features

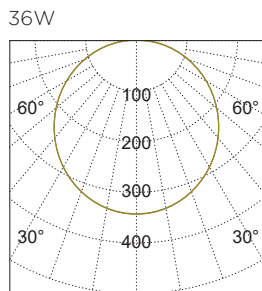
Backlit series adopts high lumen SMD led as a light source
 Backlit slim square panel light can best replacement for traditional Tube light
 Better and evenly surface treatment and better visual effect
 Back plate Thickness:0.25mm;Flat and evenly after screws fixed;Spraying
 treatment, Better for PCBA adhesive
 Thickness:0.8mm;PS diffuser,strong and smooth
 Uniformity light effect



Product Specification

LED Chip	SMD LED
Power	36W
Input	220-240VAC Remote Driver
Lumen	4320lm
CCT	3000K(30)/ 4000K(40)/ 5000K(50)
Driver	Philips/ Tridonic

Photometric Light Distribution



Technical Data

IP Rating	IP54
Housing	Powder Coated extruded Aluminum
Black Plate	Poder Coated Iron
Diffuser	PC
Finishing	White(02)/ Black(04)
Mounting	Suspended/ Recessed/ Surfaces
Power Factor	PF>0.9

Photometric Data

CRI	80
Luminous Efficacy	120lm/W
Beam Angle	110°(110)
Operating Temp.	-20°C-+40°

Order Code Example

Code	Size	Color Temp	Power	Efficacy	IP Rating
WMR	120x30(12030)	3000K(30)	36W(36)	120lm/W(120)	IP54(54)

WMR-12030-30-36-120/54